


COMMUNITY SAFETY PARTNERSHIP STRATEGIC ASSESSMENT 2016



Danika Barber
(Senior Public Health Analyst)

Community Safety meeting
June 29th 2017

**Isle of Wight Community
Safety Partnership**



Background

- In 2007 the Crime and Disorder Regulations made it a statutory requirement for Community Safety Partnerships (CSPs) to prepare annual strategic needs assessments.
 - Used to aid strategic planning
- This 2016/17 strategic assessment is based on 2015/16 data (latest available to allow comparisons)

**Isle of Wight Community
Safety Partnership**



Data – sources

- Data provided by partners
 - Hampshire Constabulary
 - Isle of Wight Council
 - Youth Offending
 - Public Health
 - Regulatory Services
 - Safeguarding Children
 - Safeguarding Adults
 - Hampshire & Isle of Wight Probation
 - NHS

**Isle of Wight Community
Safety Partnership**



Data – Comparisons

IQanta Most Similar Groups 2015

- Cheshire - Cheshire West
- Essex - Tendring
- Hampshire - Isle of Wight
- Kent - Dover
- Kent - Shepway
- Lancashire - West Lancashire
- Leicestershire - North West Leicestershire
- Lincolnshire - Boston
- North Wales - Conwy
- North Wales - Denbighshire
- North Wales - Wrexham
- Nottinghamshire - Newark & Sherwood
- Staffordshire - Newcastle under Lyme
- Suffolk - Waveney
- West Midlands - Solihull

**Isle of Wight Community
Safety Partnership**



Data – Limitations

- Comparisons not available for recent local data
- Changes in reporting methodology
 - police data on violent crime
- Community engagement consultation not research
 - Self-selecting sample

**Isle of Wight Community
Safety Partnership**



Community Perceptions

- Anti-social behaviour
- Drugs & alcohol
- Violent crime
- Road safety
- Alcohol related violent crime
- Supporting vulnerable people
- Burglary

**Isle of Wight Community
Safety Partnership**



Community Perceptions


- 68% felt safe in their community
- 15% felt 'quite unsafe' or 'not at all safe'
- 1 in 5 had been victim of crime in last 12 months
 - 40% hadn't reported it
 - CCTV and home crime prevention felt to be effective
 - Neighbourhood Watch and community safety events not perceived as effective.

**Isle of Wight Community
Safety Partnership**



Good News - improvements

- Child abuse
- Gun Crime
- ASB incidents



**Isle of Wight Community
Safety Partnership**



Bad News – areas of concern

- Violent Crime 59%
 - Youth on youth violence 63%
 - Threat to life 78%
 - Alcohol and public place violence 41%
 - Homicide
- Domestic Violence 66%




**Isle of Wight Community
Safety Partnership**



Bad News – areas of concern

- Burglary
 - Non-dwelling 18%
 - Dwelling 28%
 - Car key
 - Thefts of motor vehicles



Re-Offending

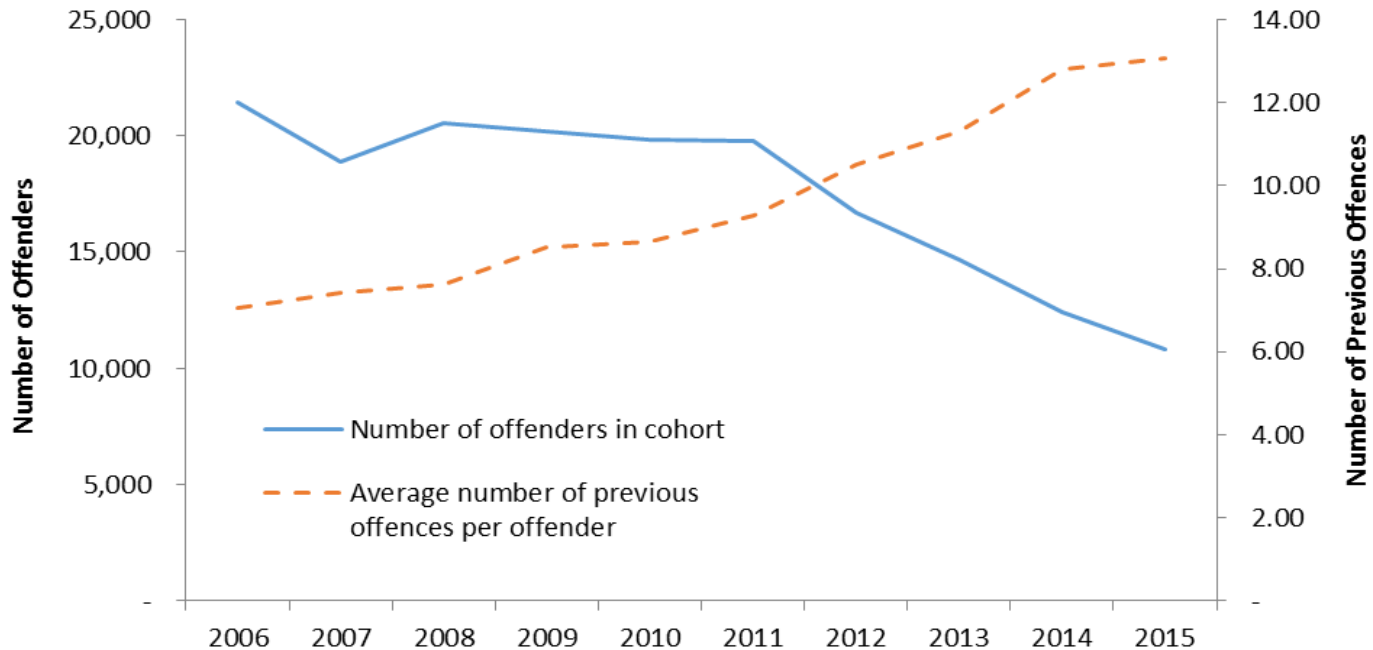
- 28.2% of offenders re-offend on IOW
- Average 0.98 re-offences per offender

**Isle of Wight Community
Safety Partnership**



Re-Offending

Relationship between number of offenders and average number of previous offences per offender.



**Isle of Wight Community
Safety Partnership**



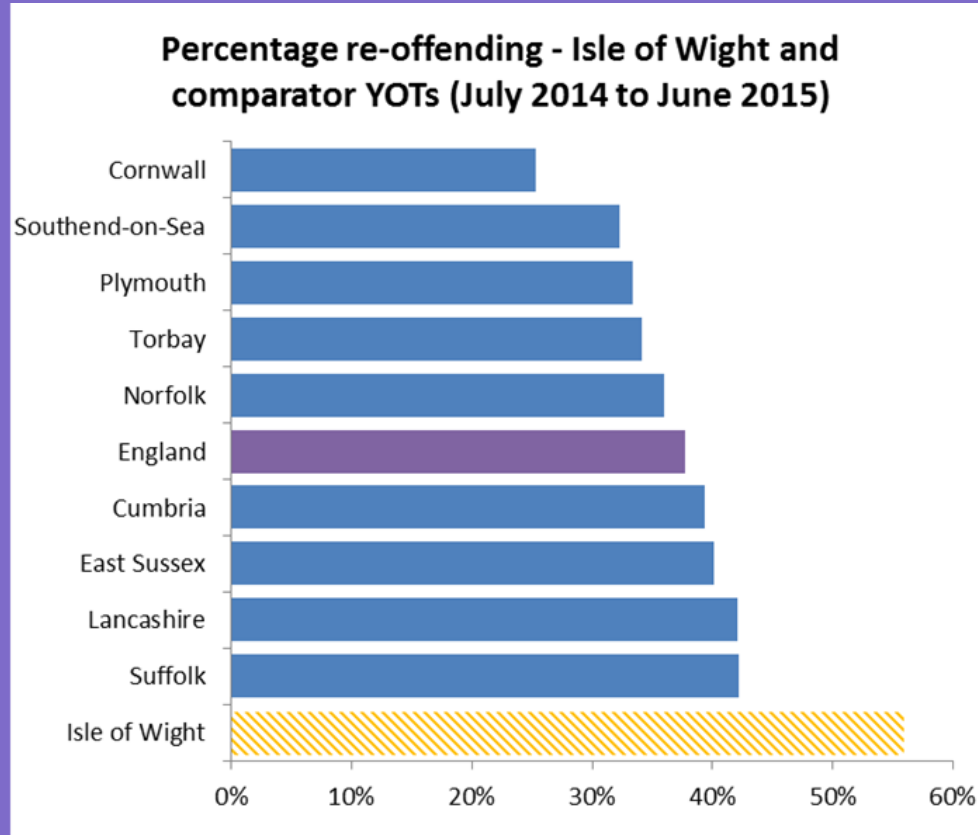
Youth Re-Offending

- Marked improvements since 2013
 - Rate per 100,000 now in line with England average
- But – highest % of reoffenders in any comparator areas
 - Trend is increasing

**Isle of Wight Community
Safety Partnership**



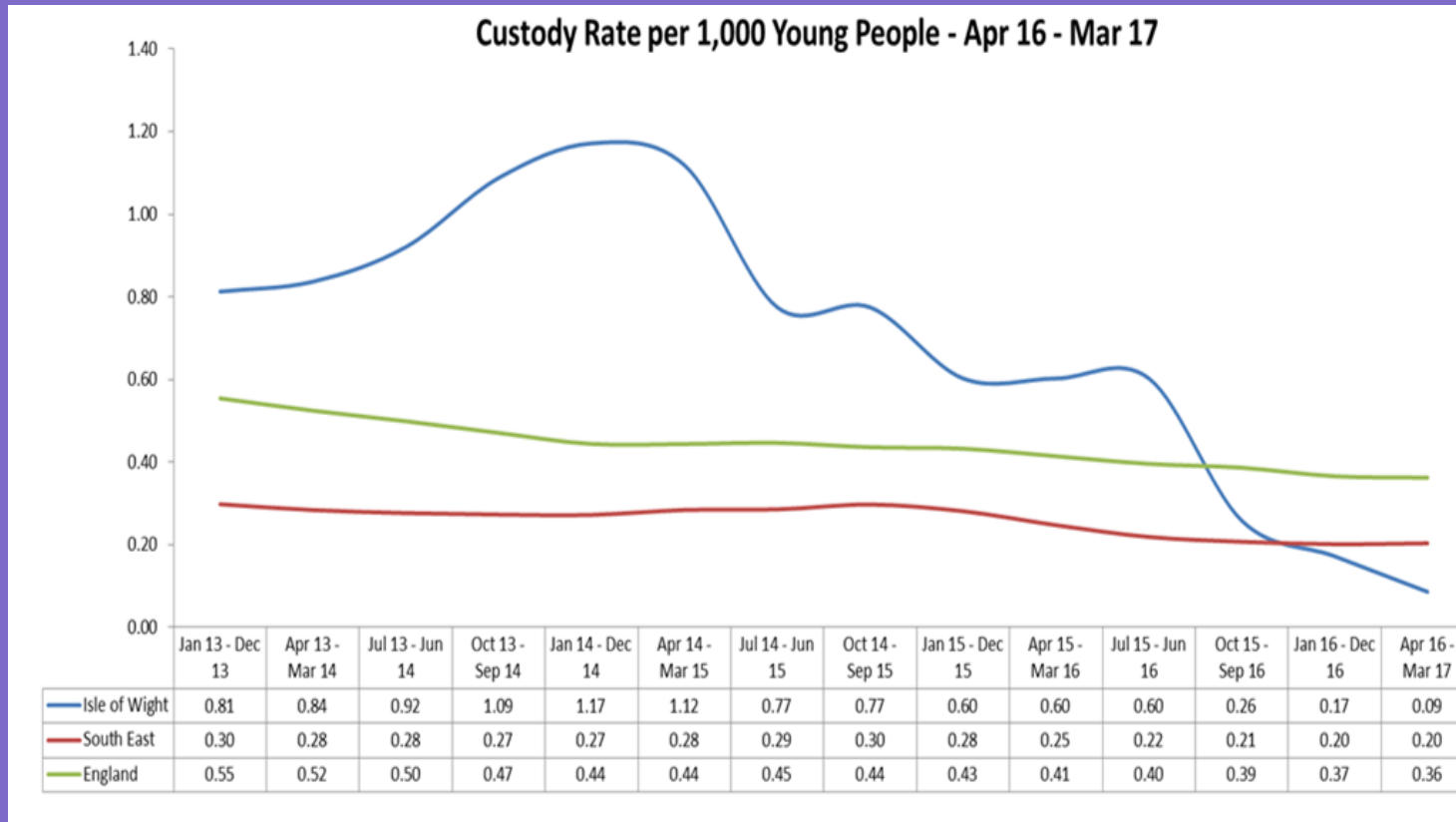
Youth Re-Offending



**Isle of Wight Community
Safety Partnership**



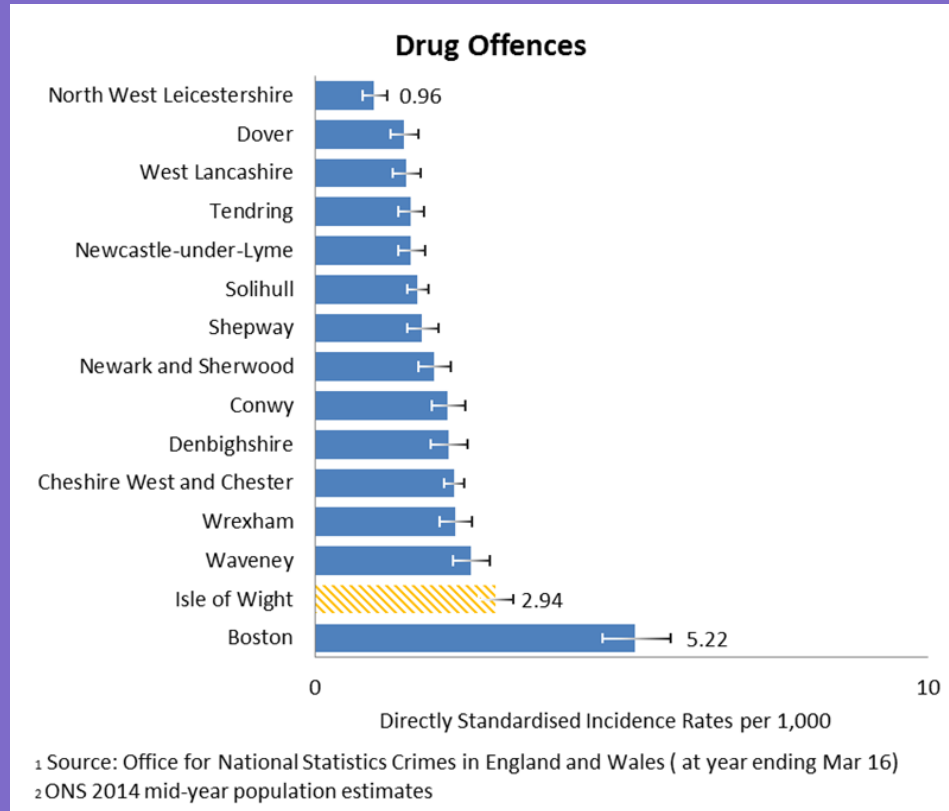
Youth Re-Offending



**Isle of Wight Community
Safety Partnership**



Drugs and Alcohol



**Isle of Wight Community
Safety Partnership**



Priorities

- 1. Violent crime
- 2. Domestic abuse
- 3. Drug and alcohol related crime
- 4. Anti-Social Behaviour
- 5. Serious Acquisitive crime
- 6. Delivering the Prevent duty (statutory duty)
- 7. Reducing Re-offending (statutory duty)

**Isle of Wight Community
Safety Partnership**



Contacts

- Danika Barber Senior Public Health Analyst
danika.barber@iow.gov.uk
- Helen Turner Community Safety Manager
helen.turner@iow.gov.uk

**Isle of Wight Community
Safety Partnership**

